



DORNIER THULIO
Experience
Peak
Performance

Why Thulio®

100 W High Power
Advanced Thulium Laser
with **RealPulse®** Technology

55% more control*
with **CAPTIVE®** MODE

Dornier's fragmenting mode offers virtually no retropulsion

7x the **PEAK POWER****

Driving an enhanced fragmentation experience

3x the **SPEED*****

300 Hz frequency and excellent fine dusting capabilities³

Our **most compact**
100 W laser for your stone
and BPH treatment needs

* more control as a result of up to 55% less retropulsion compared to Ho:YAG

** compared to TFL

*** 300 Hz vs 100 Hz (Ho:YAG)

Embrace Peak Performance

Ergonomic and user-friendly display

- Interact with easy-to-navigate interface supported by the large rotatable touchscreen
- Toggle between pre-selected settings effortlessly with dual footswitch and split-screen function



Powerful and compact laser

- Offers 100 W with the smallest footprint*
- Engineered lightweight and easy to move, with a standard wall plug

*among urology and stone / BPH treatment lasers with 100 W and above

Smart, dual footswitch

- Switch seamlessly from one pre-defined mode to another
- Adjust parameter settings easily with the footswitch


Dornier's RealPulse®

Our new Thulium laser technology



Thulium Laser Evolution

➤ Continuous Wave Tm:YAG Laser



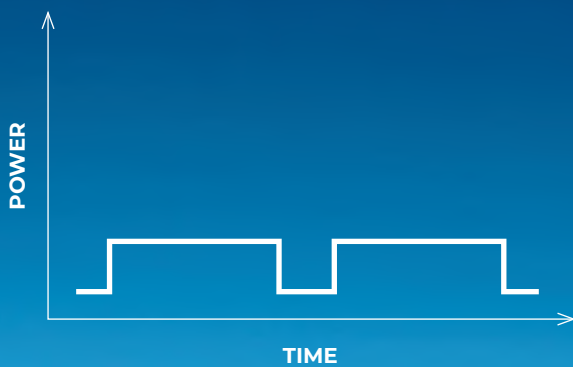
Continuous energy application enables cutting and coagulation performance.

The Secret of RealPulse®

We reimagined Thulium laser technology by integrating the features we love most - peak performance, versatility in clinical application and smart design.


By combining a Tm:YAG laser crystal with our pulsed diode technology, RealPulse® was invented to offer the best of all worlds.

Pulsed Thulium Fiber Laser



Low pulse energies and high frequencies allow dusting performance.

RealPulse® Tm:YAG Laser



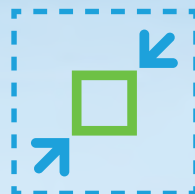
Dornier Thulio's RealPulse® technology offers the highest peak power among other Thulium lasers used for stone and BPH management.²

Optimized for dusting, fragmenting and enucleation performance.



Reliable and precise

Experience targeted and controlled laser applications with our forward-looking pulsed Tm:YAG technology.



Big in power, small in size

With our unique alignment and control of the diodes, we produced a powerful 100 W laser with drastically reduced size.

Developed in-house with our industry-established German engineering, Thulio offers an extensive range of settings (e.g. up to 300 Hz).

One laser for your stone and BPH management needs

Full flexibility and choice, with a large variety of laser settings for your treatment needs

The Captive® Mode

Virtually no retropulsion
for effective stone fragmentation



Captive® Fragmenting mode

Scientifically proven to provide up to 55% reduced retropulsion*¹ during fragmentation. The Dornier Captive® mode was developed to decrease the stone movement during application - potentially reducing correlating lithotripsy time.

* compared to Ho:YAG

Thulio's Pre-set Application Modes

Empowering smooth procedures



Fragmenting mode

Breaks all types of stones efficiently



Dusting mode

Provides fine and fast dusting capabilities that disintegrate particles in 125 µm and smaller³



Enucleation mode

Thulio's RealPulse® technology enables anatomical endoscopic enucleation of the prostate



Soft Tissue mode


Achieves highest ranked coagulation performance**⁴ thanks to Tm:YAG specific water absorption

** compared to Ho:YAG and TFL

Dornier Performance FlexFiber Collection

The Dornier Thulio's fiber portfolio is built for ideal energy transmission and performance:

- Single-use fibers to facilitate convenient handling and prevent cross-contamination
- Re-usable fibers designed for reliability and durability
- Sizes ranging from 270 slim μm to 1000 μm to suit your preferences and support you in every application



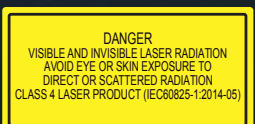
References

- ¹ Petzold, R., Miernik, A., & Suarez-Ibarrola, R. (2021). Retropulsion force in laser lithotripsy-an **in vitro** study comparing a Holmium device to a novel pulsed solid-state Thulium laser. *World J Urol*, 39(9), 3651-3656. <https://doi.org/10.1007/s00345-021-03668-8>
- ² Data on file at Dornier MedTech
- ³ Petzold, R., Miernik, A., & Suarez-Ibarrola, R. (2021). **In Vitro** Dusting Performance of a New Solid State Thulium Laser Compared to Holmium Laser Lithotripsy. *J Endourol*, 35(2), 221-225. <https://doi.org/10.1089/end.2020.0525>
- ⁴ Yilmaz, M., Esser, J., Kraft, L. et al. Experimental **ex-vivo** performance study comparing a novel, pulsed thulium solid-state laser, chopped thulium fibre laser, low and high-power holmium:YAG laser for endoscopic enucleation of the prostate. *World J Urol* 40, 601–606 (2022). <https://doi.org/10.1007/s00345-021-03825-z>



Scan the QR code for our
global office locations

www.dornier.com/locations



Product availability and specifications may vary between regions. Please speak to a local representative to find out more.

©2023 Dornier MedTech. All rights reserved. The contents herein are subject to change without prior notice. Dornier Thulio®, Captive®, and RealPulse® are registered trademarks of Dornier MedTech and the use of these trademarks throughout this document is protected. The information contained in this material is for information purposes only and provided "as is". The actual product may vary from the images shown. DMT689-022023-REV B EN